

Social Perception and Effort of Sport People to Build Fairplay Character in Football (Situation Analysis Study in Football Match in Special Region of Yogyakarta Province Area)

by:

Fathan Nurcahyo, Caly Setiawan, Muh. Hamid Anwar
Email: fathan_nurcahyo@uny.ac.id

Keywords: *Social Perception of Sport People, Fairplay Character, Football.*

Abstract In Special Region of Yogyakarta (DIY), football is very popular for many people, so that there are many perceptions and efforts made by sport people to create good and conducive environmental conditions, one of which is to build fairplay character in football. The research intends to figure out social perceptions and efforts of sport people to build fairplay character in football. This research is descriptive quantitative research using survey method. Research instrument used to collect data is questionnaire. Research subjects are sport people/ society including players, coaches, football referees, supporters/ football spectators, and parents of athletes. Subjects are taken by random sampling and incidental random sampling in 4 districts (Sleman, Bantul, Kulonprogo, Gunung Kidul) and 1 Yogyakarta City. Data analysis technique uses descriptive quantitative statistical analysis. Research results show that social perceptions and efforts of sport people to build fairplay character in football in DIY province in detail are: 8 respondents (1.07%) have very low perception, 46 respondents (6.13%) have low perception, 109 respondents (14.53%) have medium perception, 492 respondents (65.60%) have high perception, and 95 respondents (12.67%) have very high perception.

1. INTRODUCTION

Football is not only a means to exercise to make body strong and healthy, many values develop in it, starting from football as a job/ income, as a medium for gathering-socializing-family, as a medium of entertainment and recreation, as political / power campaign media, as a medium of learning and education to build character and dignity of a nation. This is what is conveyed by a world coach, Jose Mourinho, "if you want to see the character of citizens of a nation then look at the football team when playing football". Through playing football, it will also defend the dignity of the nation in the world.

Power and efforts of government through sub-organizations such as department of education, youth and sports services, formal and non-formal schools (Training Center, Football School), to sport organization in fostering, developing, building, correctional services, and monitoring football game are no doubt. Efforts made by these parties both financially and non-financially include: awards in the form of bonuses and jobs for international achievers, the construction of international standard facilities and infrastructures, championships and competitions between age-groups, between clubs from various levels, revitalizing organization and management of parent organizations and clubs that have good quality standards, conducting various seminars, workshops, training of trainers (TOT), conducting internships

abroad, conducting team exams abroad, conducting comparative studies, increasing licenses and capacities competencies for coaches and referees (sport officials), improvement of standards and implementation of game and match regulations, and many more.

Good development is marked by sustainable and tiered competition. Development and training are also based on applicable curriculum and materials provided also not only physical methods, techniques, and ways of playing, but also ethics and aesthetics in the field based on written and unwritten rules that make all sportsmen possessing and being able to apply good character, which is characteristic of a team, region or organization. Awards and prestige in every match level have implications for championship prizes, ranging from coaching, bonuses, charters etc. that can encourage ambition of individuals or groups of people, especially for sport players to get something expected in various ways (ambitious).

Some players or coaches showing bad characters when on and off the field/ pitch, such as: protests to referees and committee member arrogance, fights, involved alcohol and drugs, free sex, clubbing, etc. Character that will be good characteristic not for a player or coach is not only shown when in the pitch, but also needs to be shown when outside the pitch. Planting and character education from teachers/ coaches, parents, families, surrounding environment, adults, and direct

experience in the pitch have huge impact on a sportsman.

According to Austin (2010: 1), participating in sport activities can build character and does not occur automatically, there must be strategy, effort, and good planning to make it happen, so that training plan is systematic, methodical and appropriate, movement training through sports can be used for human character development. One character that can be developed through sports is a fair play character. Fair play is an awareness and magnanimity attitudes in sport people to other sport actors that lead to good, intimate, and warm human relations and brotherhood. Researchers are interested in conducting research on social perceptions and efforts of sport people to build fair play characters in football. Problems above will be focused on how high social perceptions and efforts of sport people to build fairplay character in football in DIY Province/ Special Region of Yogyakarta Province.

2. RESEARCH METHOD

Research design was descriptive quantitative research using survey method. Objects studied and examined in this research were about social perceptions and efforts of sports people to build fairplay character in football. Research subjects were sport actors involved in building fairplay character in football including: advisors/ coaches, players/ athletes/ sportsmen, referees/ judges, parents of athletes, spectators/ supporters and the community in DIY Province area. The subjects in this research were taken by using incidental random sampling technique so that the data obtained could be generalized and applied largely in the DIY Province. The number of research subjects was 750 respondents.

2.1. Research Instrument

The research instrument used was by questionnaire compiled and developed by the research team through the stages of focus group discussion (FGD).

Table 1. Lattice of Research Instruments of Social Perceptions and Efforts of Sports People to Build Fairplay Characters in Football.

Variable	Factor	Indicator	Question Number	Total Question
SOCIAL PERCEPTION AND SPORTS PEOPLE TO DEVELOP FAIRPLAY CHARACTERS IN FOOTBALL (ANALYSIS STUDY OF SITUATION IN FOOTBALL MATCHES IN DIY PROVINCE AREAS)	Internal Factor			
	1. Feeling	a. Positive Feelings (Feelings of Happy, Satisfied, Proud, Respectful)	1, 3, 5	3
		b. Negative Feelings (Sad Feelings, Concerns)	2*, 4*, 6*	3
	2. Attitude and Personality	a. Positive Attitudes and Personalities (Monitor, Praise, Appreciate, Assess, Criticize, Introduce, Punish)	7, 9, 11	3
		b. Negative Attitudes and Personalities (Blaming, Punishing, Indifferent)	8*, 10*, 12*	3
	3. Will and Expectation	a. Emphasis	13, 18, 19	3
		b. Setting Goals	15, 16, 20	3
		c. Provoke	14*, 17, 21	3
	4. Learning Process	a. One Direction (Socializing, Giving Example)	23, 24, 26	3
		b. Two Directions (Discussion, Question and Answer)	22, 25, 27	3
	5. Interest and Motivation	a. Interest	28, 35, 36	3
		b. Motivation	30, 32, 33	3
		c. Love	29, 31, 34	3
	B. External Factor			
	1. Information	a. Source of Info	38, 43, 45	3
		b. Manage Info	37, 41, 42	3
c. Applying Info		39, 40, 44	3	

	2. Form of Object and Stimulus	a. Negative Objects (Protest, Fighting, Stimulus / Reaction)	46*, 47*, 48*	3
		b. Positive Objects (Praise, Value, Good Stimulus)	49, 50, 51	3
	3. Family and Social Environment	a. Parents	52, 58, 59	3
		b. Other People	53, 54, 55	3
		c. Other Environment	56, 57, 60	3
Total Question:				60

Note: (*) : Point of Negative Question

2.2. Data Analysis Technique

Data tabulation used is a scale from Likert modified by the research team so that the Likert scale can be used to measure attitudes, opinions, and perceptions of a person or group of people about social phenomena or certain objects. Results of the research team's modification of the scores on the Likert scale can be seen in the following table: Source: Result of Research Team FGD

To interpret the percentage size obtained from the results of data tabulation in this research was by using interpretations with normative number assessment criteria (PAN) which are categorized into 5 categories: Very High (ST), High (T), Medium (S), Low (R) , and Very Low (SR) as stated by B. Syarifudin (2010: 113), as in the following table:

Table 3. Interpretation of Interval Score of Normative Number Assessment (PAN)

No.	Alternatrive Answer	Scoring of Answer Type	
		Positive	Negative
1.	Never (TP)	5	5
2.	Very rarely (SJ)	4	4
3.	Sometimes (KDG)	3	3
4.	Often (SR)	2	2
5.	Very often (SSR)	1	1

Interpretation Percentage

No.	Category	Formula of Interval Class
1.	Very High	$X \geq M + 1, SD$ to up
2.	High	$M + 0,5 SD \leq X < M + 1,5 SD$
3.	Medium	$M - 0,5 SD \leq X < M + 0,5 SD$
4.	Low	$M - 1,5 SD \leq X < M - 0,5 SD$
5.	Very Low	$X \leq M - 1,5 SD$ to below

Source: B. Syarifudin (2010: 113).

Note: X: Skor, M: Mean,

SD: Standard of Deviation

The next step was to facilitate the calculation of the number of research samples in every class category and in analyzing the data obtained from the respondents, the data was tabulated according to

the respondent's answer to the questionnaire in the table, then the percentage was calculated and then analyzed. Calculation of the percentage of respondents in each category / classification can be done using the formula:

$$P = \frac{f}{n} \times 100 \%$$

Note:

P: Score Percentage

f : Total of Obtained Answer

n : Total of Respondent

Source: Anas Sudijono, (2011: 372).

3. RESEARCH RESULT AND DISCUSSION

It needs to be described as a whole as well as in internal and external factors that underlie social perceptions and efforts of sport people to build fairplay character in football in DIY Province. Overall, the maximum score is 267 and the minimum score is 91. The average taken is 213.40, and the standard deviation is 29.35. The median 220.50 and the mode 220 are categorized into 5 categories such as the following:

Table 4. Normative Calculations of Categorization of Social Perceptions and Efforts of Sports People to Build Fairplay Characters in Football (Study of Situational Analysis in Football Matches in DIY Province)

Formula	Limitation	Range	Category
$X < M - 1,5$ Under Elementary School	$X < 72$	< 72	Very Low
$M - 1,5 SD$ $X < M - 0,5 SD$	72 $X < 96$	$72 - 95$	Low
$M - 0,5 SD$ $X < M + 0,5 SD$	96 $X < 120$	$96 - 119$	Medium
$M + 0,5 SD$ $X < M + 1,5 SD$	120 $X < 144$	$120 - 143$	High
$X > M + 1,5$ Above Elementary School	$X > 144$	144	Very High

Note: X = number of subject scores, M = ideal mean = 180, SD = ideal standard of deviation = 40

Based on the responses of the research subjects, it can be seen that the frequency distribution of social perceptions and efforts of sport people to build fairplay character in football in DIY Province region as a whole are based on the research subjects' responses.

Table 5. Frequency Distribution of Social Perceptions and Efforts of Sports People to Build Fairplay Characters in Football in the DIY Province

No	Range	Category	Frequency	Relative Frequency	Cumulative Frequency
1	< 120	Very Low	8	1.07%	8
2	$120 - 159$	Low	46	6.13%	54
3	$160 - 199$	Medium	109	14.53%	163
4	$200 - 239$	High	492	65.60%	655
5	240	Very High	95	12.67%	750
Total			750	100.00%	

Considering the table above, obtained data on social perceptions and efforts of sport people to build fairplay character in football in DIY province region are 8 respondents (1.07%) having very low perception, 46 respondents (6.13%) having low perception, 109 (14.53%) having medium perception, 492 respondents (65.60%) having high perception, and 95 respondents (12.67%) having very high perception. As for if the data described are in the form of a histogram as follows:

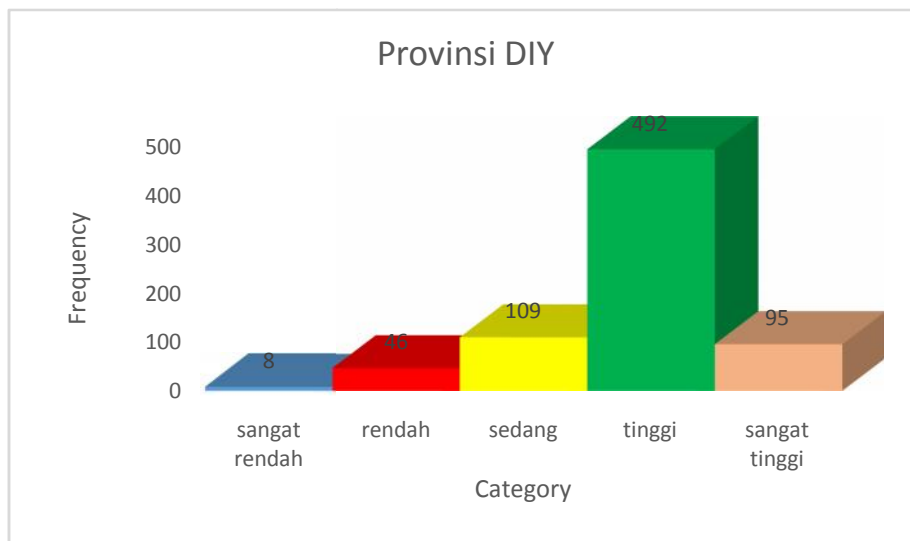


Figure 1. Histogram of Social Perceptions and Efforts of Sport People to Build Fairplay Characters in Football in Yogyakarta Province Region

In detail, if the data is described in terms of internal and external factors as follows:

3.1. Internal Factor

Internal factors consist of 36 question items. Research results obtains maximum score 160 and minimum score 55. The mean obtained is 126.00, and the standard deviation is 16.52. The median is 129, and the mode is 131. Then the data is categorized in 5 categories, as follows:

Table 6. Normative Calculation of Social Perceptions and Efforts Categorization of Sport People to Build Fairplay Characters in Football in DIY Province Based on Internal Factors

Formula	Limitation	Range	Category
$X < M - 1,5 SD$ to below	$X < 72$	< 72	Very low
$M - 1,5 SD$ $X < M - 0,5 SD$	72 $X < 96$	$72 - 95$	Low
$M - 0,5 SD$ $X < M + 0,5 SD$	96 $X < 120$	$96 - 119$	Medium
$M + 0,5 SD$ $X < M + 1,5 SD$	120 $X < 144$	$120 - 143$	High
X $M + 1,5 SD$ to above	X 144	144	Very high

Note: X = total of subject score, M = ideal mean = 108

SD = ideal standard of deviation = 24

Frequency distribution of social perceptions and the efforts of sport people to build fairplay character in football in DIY province based on internal factors can be seen in the following table:

Table 7. Distribution of Frequency of Social Perceptions and Efforts of Sport People to Build Fairplay Characters in Football in Yogyakarta Province Region Based on Internal Factors.

No	Range	Category	Frequency	Relative Frequency	Cumulative Frequency
1	< 72	Very low	6	0.80%	6
2	$72 - 95$	Low	51	6.80%	57
3	$96 - 119$	Medium	107	14.27%	164
4	$120 - 143$	High	535	71.33%	699
5	144	Very high	51	6.80%	750
Total			750	100.00%	

Regarding the table above, data is obtained on social perceptions and efforts of sport people to

build fairplay character in football in DIY province, namely: 6 respondents (0.80%) having very low perception, 51 respondents (6.80%) having low perception, 107 respondents (14.27%) having medium perception, 535 respondents (71.33%) having high perception, and 51 respondents (6.80%) having very high perception. As for if the data described in the form of histogram is as follows:

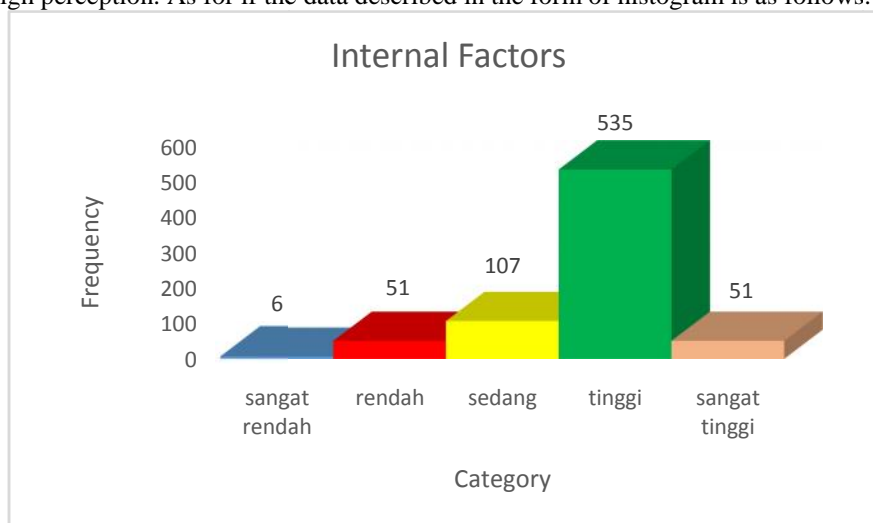


Figure 2. Histogram of Social Perceptions and Efforts of Sport People to Build Fairplay Characters in Football in Yogyakarta Province Region Based on Internal Factors.

3.2.External Factor

In this research, external factors consist of 24 question items. Research results show maximum score 112 and minimum score 30. The mean obtained is 87.40, and the standard of deviation is 14.00. The median is 90.00, and the mode is 96.00. Then the data is categorized according to predetermined formula into 5 categories, such as the following:

Table 8. Normative Calculations of Social Perception and Efforts Categorization of Sports People to Build Fairplay Characters in Football in DIY Province Region Based on External Factors.

Formula	Limitation	Range	Category
$X < M - 1,5 SD$ Ke Bawah	$X < 48$	< 48	Very low
$M - 1,5 SD$ $X < M - 0,5 SD$	48 $X < 64$	48 - 63	Low
$M - 0,5 SD$ $X < M + 0,5 SD$	64 $X < 80$	64 - 79	Medium
$M + 0,5 SD$ $X < M + 1,5 SD$	80 $X < 96$	80 - 95	High
X $M + 1,5 SD$ Ke Atas	X 96	96	Very high

Note: X = total subject score, M = ideal mean = 72
SD = standard of deviation = 16

Referring to calculated categorization of tendencies, frequency distribution of social perceptions and efforts of sport people to build fairplay character in football in DIY province based on external factors can be seen in the following table:

Table 9. Frequency Distribution of Social Perceptions and Efforts of Sports People to Build Fairplay Characters in Football in DIY Province Based on External Factors

No	Range	Category	Frequency	Relative Frequency	Cumulative Frequency
1	< 48	Very low	9	1.20%	9
2	48 - 63	Low	51	6.80%	60
3	64 - 79	Medium	110	14.67%	170
4	80 - 95	High	341	45.47%	511
5	96	Very high	239	31.87%	750
Total			750	100.00%	

Based on the table above, the obtained social perceptions and efforts of sport people to build fairplay character in football in DIY province are 9 respondents (1.20%) having very low perception, 51 respondents (6.80%) have low perception, 110 (14.67%) have medium perception, 341 respondents (45.47%) have high perception, and 239 respondents (31.87%) have very high perception. As for if the data described in the form of histogram is as follows:

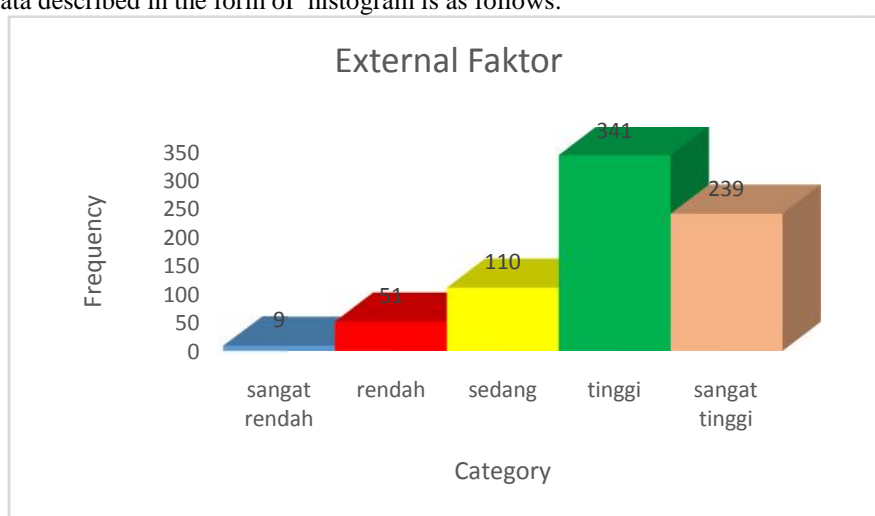


Figure 3. Histogram of Social Perception and Efforts of Sports People to Build Fairplay Character in Football in DIY Province Based on External Factors

If it is examined in more depth as a whole based on the type of respondent, then the following are the results of the data analysis:

Table 4.7. Summary of Research Result Based on Type of Respondent in DIY Province

Category	Subject					
	Community	Supporter	Parents	Coach	Referee	Athlete
Very Low	0.00%	0.00%	0.80%	0.80%	4.00%	0.80%
Low	0.00%	0.00%	8.00%	12.80%	6.40%	9.60%
Medium	14.40%	13.60%	16.00%	7.20%	12.80%	23.20%
High	64.00%	72.80%	69.60%	68.00%	58.40%	60.80%
Very High	21.60%	13.60%	5.60%	11.20%	18.40%	5.60%
Total	100.00%	100.00%	100.00%	100.00%	100.00%	100.00%

4. DISCUSSION

Social perceptions and efforts of sports people to build fairplay character in football in DIY province in details are: 8 respondents (1.07%) have very low perceptions, 46 respondents (6.13%) have low perceptions, 109 (14.53%) have medium perception, 492 respondents (65.60%) have high perceptions, and 95 respondents (12.67%) have very high perceptions.

Internal factors (from within individual) consist of individual feelings, attitudes, and personalities, prejudices, desires or expectations, attention (focus), learning processes, physical conditions, psychiatric disorders, scores and needs, interests, and motivations. Whereas external factors (from outside individual) consist of family background, information obtained, knowledge and needs around, intensity, size, resistance, repetition of movement, new and familiar things or unfamiliarity with an object.

Social perceptions and the efforts of sports people to build fairplay character in football in DIY province are the best from supporters, then followed by community, coaches, referees, parents, and finally athletes. Apparently, with the form of providing support to the team is a form of supporter perceives that football is high. Whereas athletes have the lowest social perceptions and efforts of sportspeople to build fairplay character in football in DIY province, it is possible for athletes to feel harmed/ cheated by referee or cheated administratively by the opposing team, management pressure, supporter pressure to internal conditions within the team which is sometimes regulated by stakeholders, political managerial and so on. Quality of security infrastructure, authorities in guarding, excessive media coverage, tight competitiveness and competition, and achievement motivation that

legalize various methods are sometimes experienced by players / athletes.

5. CONCLUSION

Social perceptions and efforts of sportspeople to build fairplay character in football in DIY province in detail are 8 respondents (1.07%) have very low perception, 46 respondents (6.13%) have low perception, 109 respondents (14.53%) have medium perception, 492 respondents (65.60%) have high perception, and 95 respondents (12.67%) have very high perception.

Regarding with the results of research on social perceptions and efforts of sportspeople to build fairplay character in football in DIY province, the researchers proposed the following:

- a. To sport people, especially football, to help maintain, build and implement noble scores of sportmanship, character of sportmanship and fair play both inside and outside the field so as to create conducive and harmonious atmosphere to achieve the best sport achievements, especially in football.
- b. The next researcher is to conduct further research and in-depth about social perceptions and efforts of sports people to build fairplay character in football in DIY province by increasing the number and subjects of sports such as sponsors, team managers, committee members, event organizers (EO), match officials, authorities, etc. or correlate them to other variables not included in this research.
- c. To other parties (academic community) to teach their students both theoretically and practically about noble scores in sports, sportmanship, character of sportmanship and fair play especially in football.

6. BIBLIOGRAPHY

- Alan Wade. (1978). *Basic Fondamentations Of Soccer*. England: Meds Corps Office.
- Amanda Belina Tetinsya. (2013). *Teori Psikologi Sosial, Paper*. Makasar: Fakultas Ilmu Komunikasi Fakultas Ilmu Sosial dan Ilmu Politik Universitas Hasanuddin.
- Anas Sudijono. (2011). *Pengantar Statistik Untuk Kalangan Pendidikan Umum*. Jakarta: PT Raja Grafindo Persada Jaya.
- B . Syarifudin. (2010). *Panduan Analisis Data Penelitian Dengan SPSS*. Jakarta: Grafindo Litgramedia.
- Bimo Walgito. (1989). *Pengantar Psikologi Umum*. Surabaya: Bina Ilmu.
- (1990). *Psikologi Sosial (Pengantar)*. Andi Offset: Yogyakarta.
- Dirjen Dikdas Kemendiknas. (2011). *Pendidikan Karakter Untuk Membangun Karakter Bangsa*. Majalah POLICY BRIEF. Edisi 4 Juli 2011. Jakarta: Dirjen Dikdas Kemendiknas.
- Djemari Mardapi. (2011). *Penilaian Dalam Pendidikan Karakter*. Yogyakarta: UNY Press.
- Fathan Nurcahyo. (2018). *Perilaku Pelatih Dalam Upaya Membina dan Mengembangkan Karakter Sportsmanship Atlet (Studi Analisis Situasi Pada Pelatih Sekolah Sepakbola Yang Melatih Pemain Usia Muda Di Wilayah Provinsi DIY)*. Yogyakarta: LPPMP UNY.
- Miftah Toha. (2003). *Perilaku Organisasi Konsep Dasar dan Aplikasinya*. Jakarta: PT Raja Grafindo Persada Jaya.
- Robbins, Stephen P. (1996). *Perilaku Organisasi Sosial: Konsep, Kontroversi dan Aplikasi, (Edisi Terjemahan Bahasa Indonesia)*, Jakarta: PT. Prenhalindo.
- Rusli Lutan. (2001). *Olahraga dan Etika Fair Play*. Jakarta: Direktorat Pemberdayaan Ilmu Pengetahuan dan Teknologi Olahraga, Direktorat Jendral Olahraga, Departemen Pendidikan Nasional,
- Sarwono Wirawan, Sarlito. (1976). *Pengantar Umum Psikologi*. Jakarta: PT. Bulan Bintang.
- Sutrisno Hadi. (1991). *Analisis Butir Untuk Instrumen, Angket, Tes dan Skala Nilai dengan Basica*. Yogyakarta: Andi Offset.
- Taylor Shelley E., Dkk. (2009). *Psikologi Sosial (Edisi Kedua Belas)*. Jakarta: Kencana Perkasa Jaya.